

# Expression™ Integration Module

## Specifications – Model IM

### Physical Specifications

Integration Module Size	21 17/32" W x 25 15/32" H x 12 23/32" D (547.3 mm W x 646.6 mm H x 323.4 mm D)
Integration Module Weight	34 lb. (15.4 kg)
Accessory Kit Weight	8 lb. (3.6 kg)
Shipping Size	24 1/8" W x 32 1/4" H x 13 1/4" D (609.6 mm W x 812.8 mm H x 330.2 mm D)
Shipping Weight	50 lb. (22.7 kg)

All dimensions +/- 1/16" (1.6 mm). All weights +/- 2 lb. (0.9 kg).

### Peripheral Switches and Cabling

Video, Audio and Data Switch	SMART X-Port™ 10 switch Toggles connections for video, audio and data from the internal computer to a guest laptop
Interconnection Cables	Connects internal computer and peripherals

### Control Panel

Main Power Switch	Controls power to the computer and all integrated peripherals
AC Power Outlet	Supplies power to a guest laptop or other device (IEC to country-specific plug adapter included)
Display Source Button	Toggles the projection display from internal computer display to guest laptop display
Volume Control Dial	Controls volume for all sources
Guest Laptop Connections	
SMART Board Serial Cable	RS-232 DB9F Connects the guest laptop to a SMART Board™ interactive whiteboard via the X-Port 10 switch. An optional SMART USB mini-adapter cable is available (USB-ADP).
Audio Cable	3.5 mm stereo jack Connects the guest laptop to the internal audio system via the X-Port 10 switch
Video Cable	HD DB15M Connects the guest laptop to the projector via the X-Port 10 switch
Network Cable	RJ45 Connects the guest laptop to the network

### Audio System

Mixer	Unified audio system with automatic line-level mixing of computer and two other audio sources
Volume Control	Single volume control for all audio sources
Amplifier	Amplifies the mixed audio—optimum for room of maximum 1,000 ft <sup>2</sup> / 30-person capacity
Speakers	Two 15-watt speakers with 5' (1,520 mm) cables

### Connection Panel

SMART Board Serial	DB9M	For the connection of a SMART Board interactive whiteboard.
SMART Board Power	Mini-DIN 6-pin (PS/2) (F)	Supplies power to the connected SMART Board interactive whiteboard
Projector Connections	RGB HD15, Composite video (RCA), S-video, RS232 DB9	Connects a projector (or other display device) to a VCR and/or DVD player, and the computer or guest laptop
Universal Serial Bus	USB	Provides a USB connection to the internal computer
VCR Connections	Composite video (RCA), Audio (2 x RCA)	Connects the VCR to the projector and the internal audio system
DVD Player	S-video, Audio (2 x RCA)	Connects the DVD player to the projector and the internal audio system
Network – Internal Computer		Connects the internal computer to a LAN
Network – Laptop		Connects a guest laptop to a LAN
Audio OUT		Connects the integration module to an external audio system
Printer Connection		Connects a printer to the internal computer

### Power Management System

Input Switch	Supports international power standards 90–250V, 50-60 Hz Top-mounted, easy-access main power switch/indicator
Internal Distribution	Internal AC power bar uses IEC connectors to simplify integration in all international markets. An internal 12V DC power supply provides power for the Expression IM audio system and X-Port 10 switch. Up to 1 amp at 12V DC is also made available for simplified integration of low-power peripherals. <b>NOTE:</b> The equipment connected to the Expression IM power outlets cannot draw more than a total of 8.5 amps.
International Power Cable	Power cables to convert AC-IEC power bar to country-specific requirements

### Macintosh Conversion Kit (Optional)

Board Serial Adapter	Mini-DIN 8/DB9M	Allows a Macintosh computer to connect to the board serial cable
Video Cable Adapter	DB15M/HD15F	Allows a Macintosh computer to connect to the projector video cable
Printer Cable Adapter	Mini-DIN 8/DB25F	Allows a Macintosh computer to connect to the printer cable (Internal Computer only)

NOTE: One kit will convert either the internal computer connections or the guest laptop connections. Two kits are required to do both.

### Storage and Operating Specifications

Operation	41°F to 85°F (5°C to 29°C) up to 90% humidity non-condensing
Storage	-40°F to 95°F (-40°C to 35°C) up to 95% humidity non-condensing

### SMART Order Number

SE1-IM	SMART Expression Integration Module
USB-ADP	Optional 2.5' (76 cm) SMART USB Adapter (USB-ADP). Must be ordered separately.

### SMART Technologies Inc.

Suite 600, 1177 – 11th Avenue SW  
Calgary, AB CANADA T2R 1K9  
Support: 1.866.518.6791 (Canada/U.S.) or +1.403.228.5940 in all other countries  
Main Switchboard: 1.888.42.SMART (Canada/U.S.) or +1.403.245.0333 in all other countries  
Fax: +1.403.245.0366  
info@smarttech.com www.smarttech.com

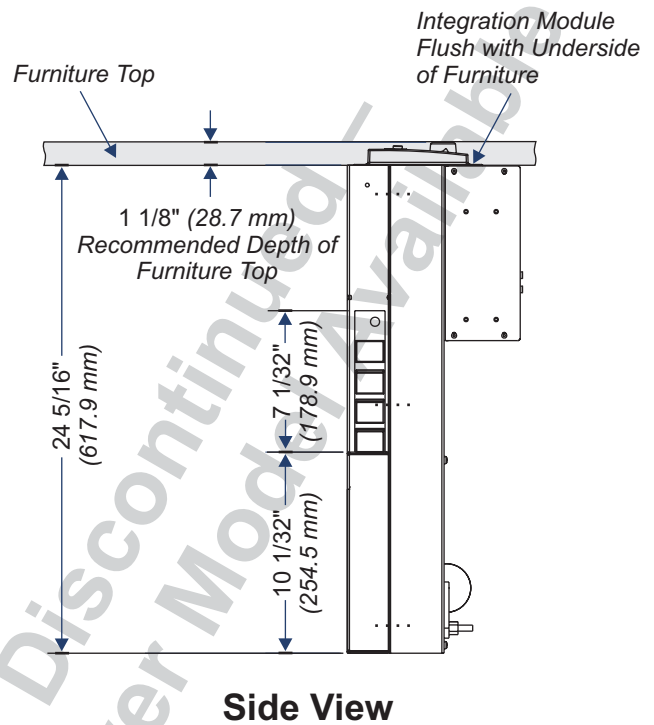
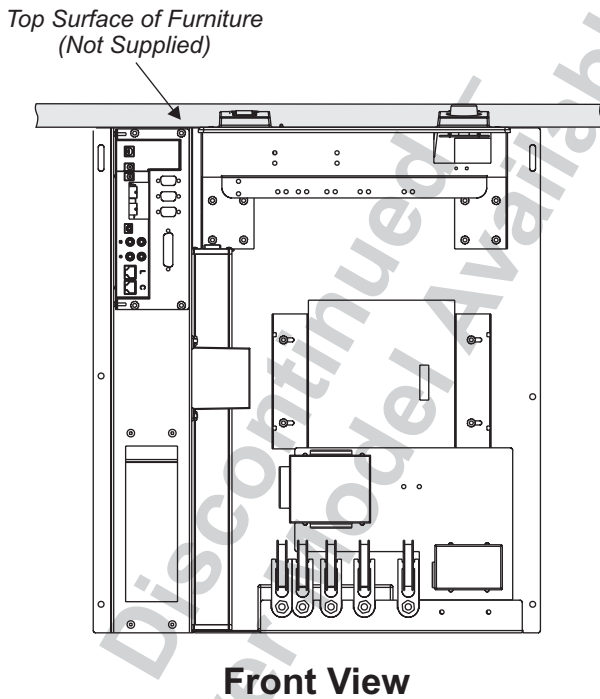
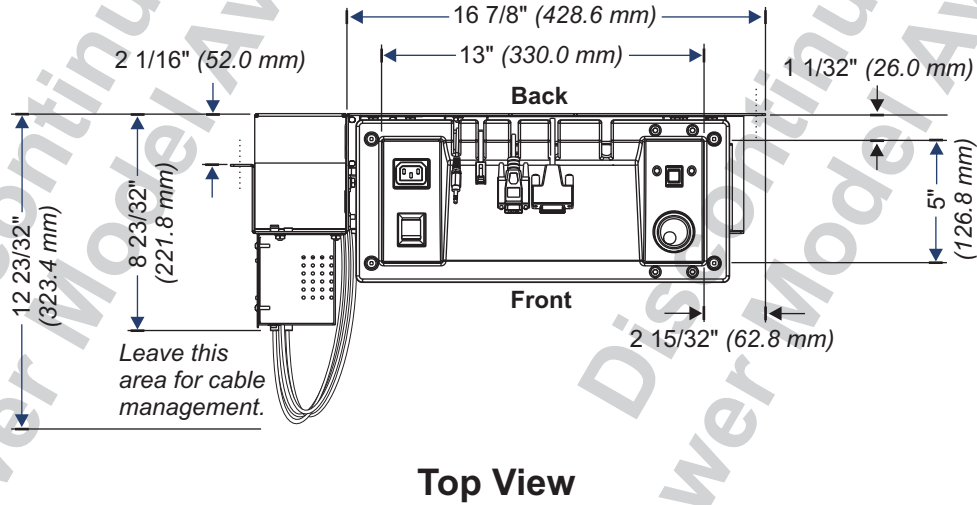


Bringing people and ideas together.™

# Expression™ Integration Module

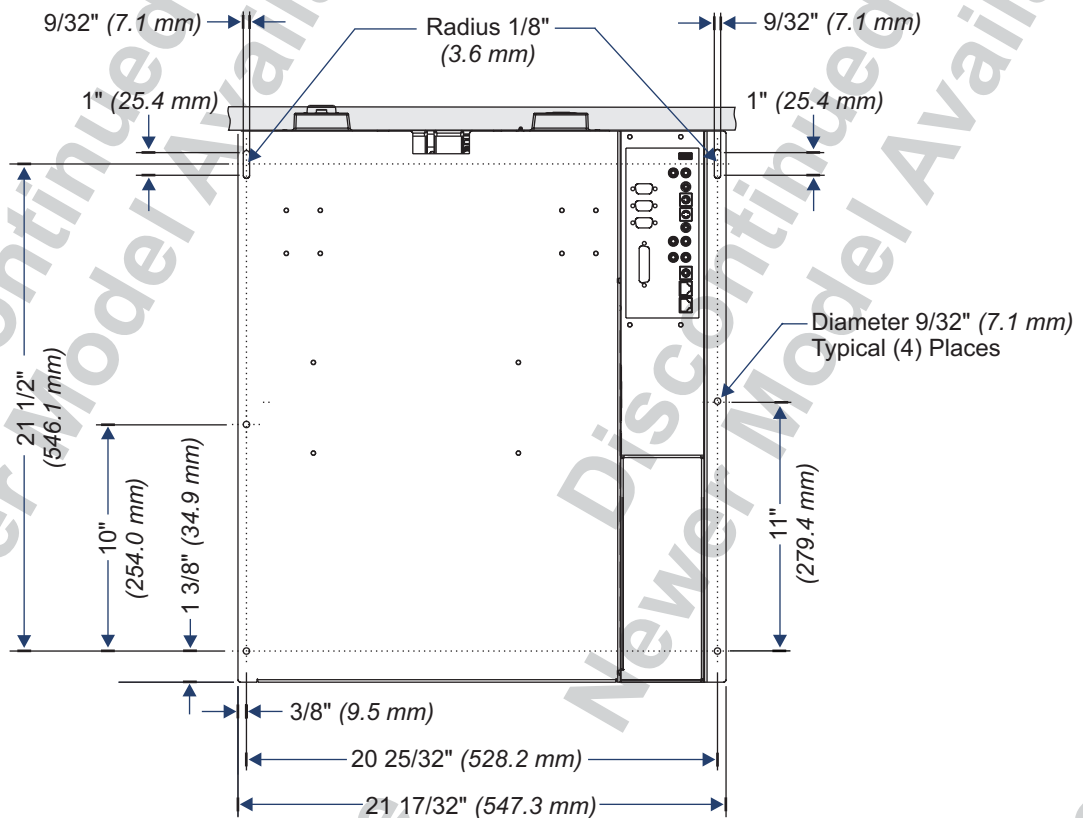
## Specifications – Model IM

**NOTE:** For further information about the speakers (not shown) and finishing plate (not shown), see the *Expression IM Design and Installation Guide*.

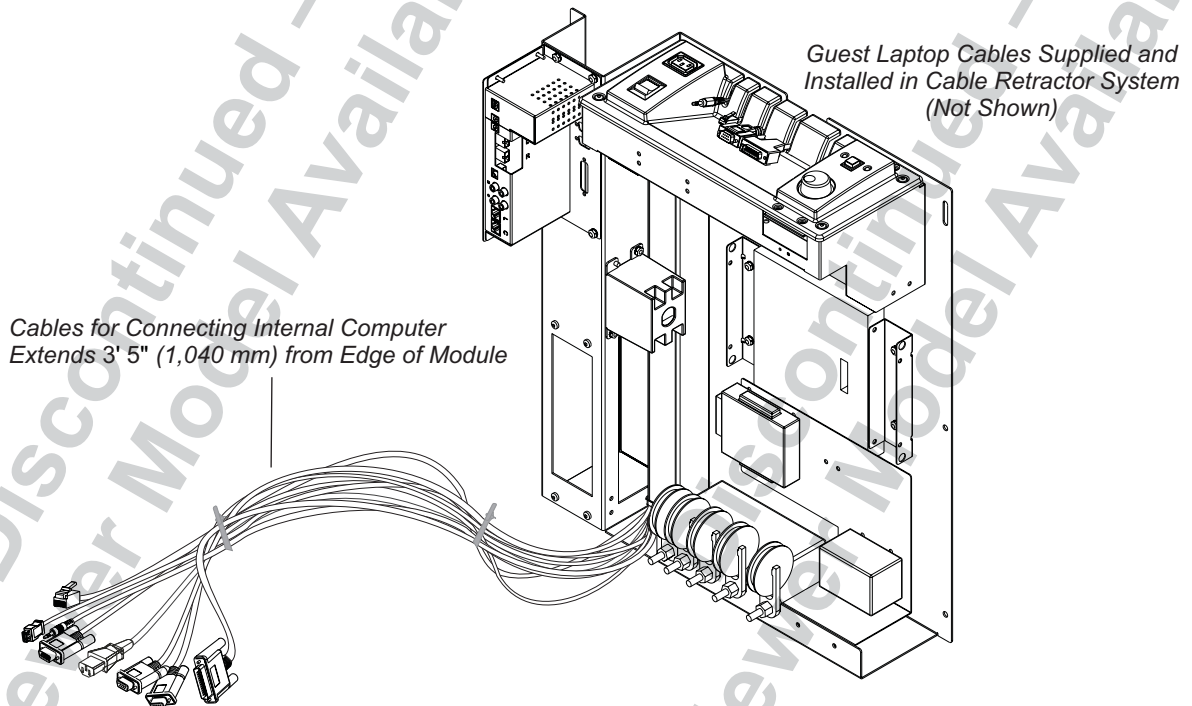


# Expression Integration Module

## Specifications – Model IM



Rear View



Isometric View

All dimensions are +/-  $1/16"$  (1.6 mm).

