

Installing the Flip-Up Shelf on an Expression™ 103 Cabinet or a Symposium™ MP250 Interactive Lectern (SEA-810)

You can install the flip-up shelf on an Expression 103 cabinet or on a Symposium MP250 interactive lectern. The shelf provides extra space for your notes and other materials. When it's not in use, it folds down discreetly against the side of your cabinet.

NOTE: You can only install the flip-up shelf on the same side of the cabinet as the cable cleats.

It should take you less than 15 minutes to install this shelf.

This accessory kit contains:

- one shelf
- two brackets
- sixteen wood screws

Tools required but not supplied:

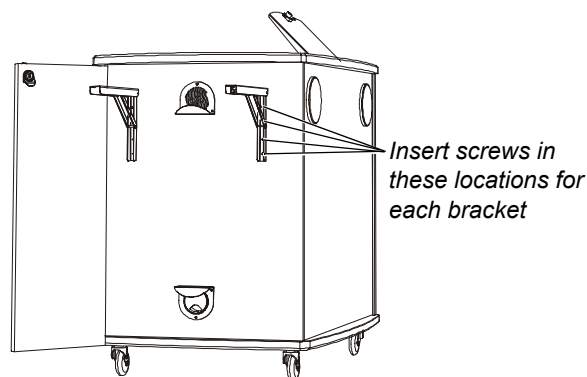
- Phillips® No. 2 screwdriver with a shaft that's at least 5" (12.7 cm) long

Although the illustrations in these instructions show the Expression cabinet, you can also use the instructions with the Symposium MP250 interactive lectern.

To install the flip-up shelf

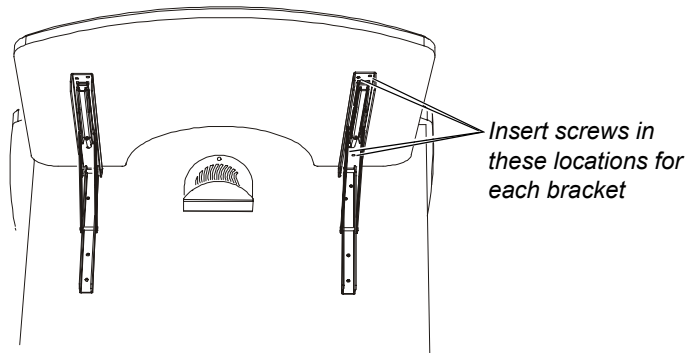
1. Open the brackets.
2. Align the four holes of one bracket with the four pilot holes on the cabinet side and insert a wood screw in each hole.

NOTE: To insert the screws, use a Phillips No. 2 screwdriver with a shaft that's at least 5" (12.7 cm) long.



3. Repeat step 2 for the other bracket.
4. Place the shelf on top of the brackets so that the pilot holes of the shelf align with the holes in each bracket.

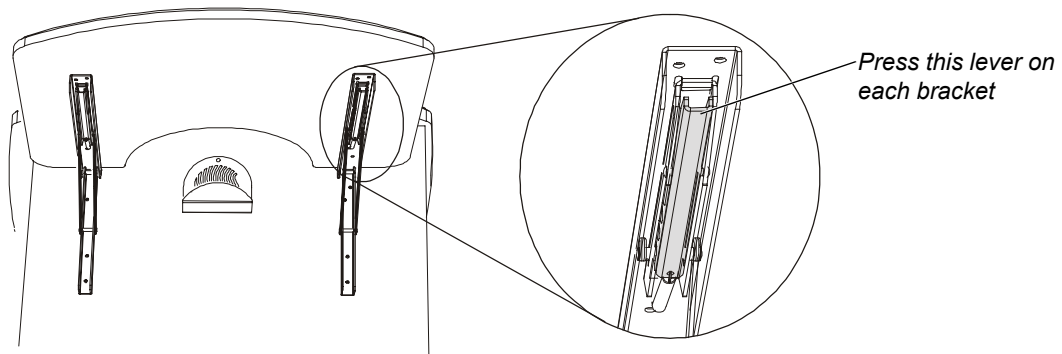
5. Insert a wood screw in each of the four holes on the underside of each bracket.



Using the Flip-Up Shelf

To raise the shelf, pull the shelf up until it clicks into place.

To lower the shelf, press the lever on each bracket, raise the shelf slightly, and then lower the shelf until it lays flat against the side of the cabinet.



SMART Technologies Inc.

Suite 300, 1207 – 11th Avenue SW

Calgary, AB CANADA T3C 0M5

Main Switchboard: 1.888.42.SMART (Canada/U.S.) or +1.403.245.0333 (all other countries)

Support Tel: 1.866.518.6791 (Canada/U.S.) or +1.403.228.5940 (all other countries)

Support Fax: +1.403.806.1256

support@smarttech.com www.smarttech.com

SMART
Technologies Inc.

© 2003-2004 SMART Technologies Inc. All rights reserved. Symposium is a registered trademark of SMART Technologies Inc. in Canada. Expression, Symposium and the SMART logo are trademarks of SMART Technologies Inc. All other third-party product and company names may be trademarks of their respective owners.

99-00494-00 Rev C0