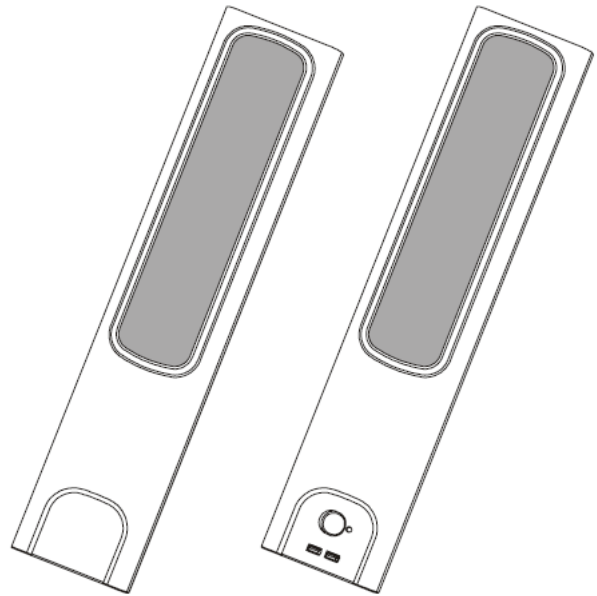




SMART™



Service Parts Diagrams

For Model:

SBA

**For speakers with a 10
character serial number
format only**

(example 08-J-047633-C)

Service Parts Diagrams Revision History

Revision 1 - November, 2006

- New document

Revision 2 - February, 2009

- Add serial number location

Revision 3 - July, 2009

- Add reference to the serial number format compatibility

Revision 4 - September, 2009

- Remove FRU-SBARU

Standard Warranty Terms

Base product: One-year limited equipment warranty

First Customer Ship: December, 2005

SMART Technologies

3636 Research Road NW

Calgary, AB T2L 1Y1

CANADA

Support +1.403.228.5940 or Toll Free 1.866.518.6791 (Canada/U.S.)

Support Fax +1.403.806.1256

ServiceParts@smarttech.com www.smarttech.com

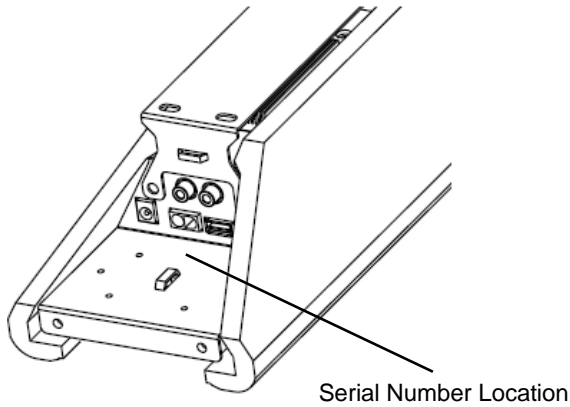


Service Parts Diagrams for the SBA USB Audio system for SMART Board 600 Series

Identifying Your Product Using the Serial Number 1
Ordering Parts 1
SBA Parts 2

Identifying Your Product Using the Serial Number

To make sure that you have the correct service parts diagrams, you must verify the serial number of your SMART SBA USB Audio system. These parts diagrams are only for speakers with a 10 character serial number format. The serial number will be located on the back of the control speaker. An example of the serial number format is shown below.



08-J-047633-C

Unique Serial Number

Ordering Parts

Customers

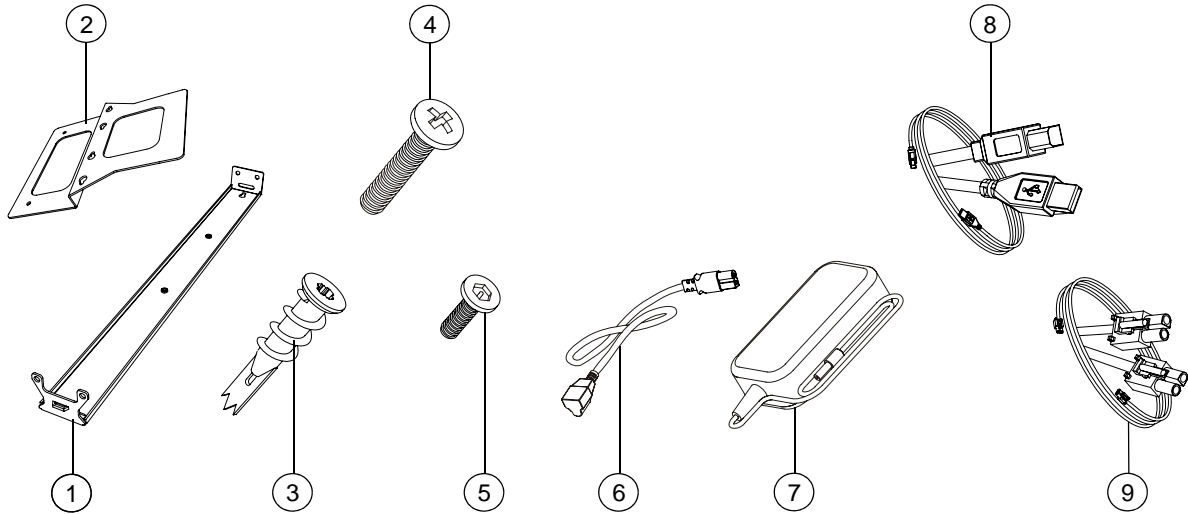
To order any of the parts in these service parts diagrams, contact your local reseller. To find a reseller near you, visit www.smarttech.com/where.

Dealers and Distributors

For specific technical and pricing enquiries in regards to these diagrams please contact our service parts department. Pricing is also available on-line via the SOURCE website (source.smarttech.com).

E-mail: serviceparts@smarttech.com
Phone: 1.888.42.SMART
International: +1.403.245.0333

SBA Parts



Item	Part No.	Qty	Description
1	51-00508-00	2	Bracket, wall mounting, speaker NOTE: Attaches to speaker body. NOTE: Not compatible with speakers with a 13 character serial number format (example A022BW2000228).
2	51-00509-00	2	Bracket, SMART Board 600 Series mounting, speaker NOTE: Attaches to 51-00508-00 for mounting speakers to SMART Board 600 Series. NOTE: Not compatible with speakers with a 13 character serial number format (example A022BW2000228).
3	30-00122-20	6	Anchor, self drilling, drywall
4	30-00969	6	Screw, No. 8 x 1", Phillips, truss head NOTE: Threads into drywall anchors for wall mounting.
5	30-00968	12	Screw, M6 x 10 mm, hex socket, button head NOTE: For attaching 51-00508-00 to speaker body and for attaching 51-00509-00 to 51-00508-00.
6	93-00592-20	1	Cable, power, North America, 6'7" (2 m)
6	93-00542-20	1	Cable, power, Europe, 6'7" (2 m)
6	93-00543-20	1	Cable, power, United Kingdom, 6'7" (2 m)
6	93-00576-20	1	Cable, power, Australia, 6'7" (2 m)
7	60-00039-20	1	Power supply, 15V DC, 4A, universal switching
8	93-00535-00	1	Cable, USB, A-B, 11'6" (3.5 m)
9	93-00534-00	1	Cable, audio, speaker, 24'11" (7.6 m) NOTE: Connects audio from right to left speakers.
Not shown	30-00915-20	8	Screw, No. 8 x 1/2", Phillips, pan head, for plastics NOTE: For attaching speakers to SMART Board 600 Series.