

# Expression™ Mobile Multimedia Cabinet

## Specifications – Model 103

### Physical Specifications

|                        |                                |  |
|------------------------|--------------------------------|--|
| <b>Size</b>            | Cabinet                        | 41" W × 35 1/2" H × 27 1/8" D (104.1 cm × 90.2 cm × 68.9 cm)                                 |
|                        | First-Surface Projector Mirror | 14" W × 7 1/4" H (35.6 cm × 18.4 cm)   |
|                        | Adjustable Shelves             |  |
|                        | – Projector Shelf              | 22" W × 16" D (55.9 cm × 40.6 cm)  |
|                        | – Peripheral Shelf             | 22" W × 16" D (55.9 cm × 40.6 cm)  |
|                        | – Mouse/Keyboard Shelf         | 9 7/8" W × 16" D (25.1 cm × 40.6 cm)   |
|                        | Computer Compartment           | 10" W × 16" H (min.) to 19 5/8" H (max.) × 22" D<br>(25.4 cm × 40.6 cm to 49.8 cm × 55.9 cm) |
|                        | Projector Compartment          | 22" W × 22" D (55.9 cm × 55.9 cm)  |
| <b>Weight</b>          | Cabinet                        | 155 lb. (70.3 kg)  |
| <b>Shipping Weight</b> | Cabinet and Crate              | 245 lb. (111.1 kg)   |
| <b>Shipping Size</b>   | Crate                          | 44" W × 45" H × 32" D (111.8 cm × 114.3 cm × 81.3 cm)  |

All dimensions +/- 1/8" (3.2 mm). All weights +/- 2 lb. (0.9 kg).

### Cabinet

|                              |  |
|------------------------------|--|
| <b>Shell</b>                 | Melamine-surfaced wood composite construction<br>Locking doors and mirror flap   |
| <b>Cabinet Finishes</b>      | Standard finishes: light wood grain (American natural), blue or gray   |
| <b>Portability</b>           | Roll-about, self-contained unit<br>Four 3" (7.6 cm) lockable casters<br>Tie-down straps secure the internal tower computer   |
| <b>Projector Compartment</b> | The available space in the projector compartment is 22" W × 22" D (55.9 cm × 55.9 cm) and the projector platform is 14" W × 16" D (35.6 cm × 40.6 cm). To determine if the projector you supply fits into this space, check the location of its cable connections and its fan. You must allow 3" (7.6 cm) between the projector's fan and the wall or door of the cabinet. Also, you must have 3" (7.6 cm) on the connection panel side of the projector so that you have enough room for the cable connectors. For example, if your projector's fan and cable connections are on the left side, your projector should be no bigger than 19" W (48.3 cm). If your projector's fan or cable connections are located elsewhere, reduce the space available in that location accordingly.<br><b>NOTES</b><br>When selecting a projector, make sure it has a maximum power rating of 500 W, a vertical throw angle (image offset) range of 8° to 18°, and a weight of less than 50 lb. (22.7 kg). Also, the projector must be capable of continuous operation when tilted at an incline of approximately 15° to 45°. |
| <b>Computer Compartment</b>  | Available space: 10" W × 19 5/8" H × 22" D (25.4 cm × 49.8 cm × 55.9 cm). When you supply an internal computer, you must consider the space required for airflow around your computer and for the cables you will connect. To ensure adequate air flow, you need at least 1" (2.5 cm) of clearance on the top, front and sides of your computer, as well as at least 3" (7.6 cm) of clearance for the computer's fan output and the cable connections. For example, if its fan and cable connections are at the back, your computer should be no bigger than 8" W × 18 5/8" H × 19" D (20.3 cm × 47.3 cm × 48.3 cm). If the fan or cable connections are located elsewhere, reduce the space available in that location accordingly.   |
| <b>Mirror</b>                | First-surface mirror (94% reflectance)   |
| <b>Peripheral Support</b>    | Shelving is vertically adjustable  |
| <b>Load Capacity</b>         | 150 lb. (68.0 kg)  |
| <b>Audio</b>                 | The audio system provides a comfortable listening level for computer, guest laptop, DVD player and VCR use in a room that's a maximum 1,000 square feet (93 square meters), with a 30-person capacity (subject to room acoustics)  |
| <b>Cable Cleats</b>          | External cleats for cable management   |
| <b>Warranty</b>              | One-year limited equipment warranty  |

### Audio System

|                  |   |
|------------------|---|
| <b>Mixer</b>     | Unified audio system with line-level mixing of the computer and other connected audio sources                                 |
| <b>Amplifier</b> | Amplifies the mixed audio; optimum for a room that's a maximum 1,000 square feet (93 square meters) with a 30-person capacity |
| <b>Speakers</b>  | Quality 4" (10.2 cm) diameter speakers for maximum audio clarity and performance  |

### Control Panel

|                            |  |
|----------------------------|--|
| <b>Volume Control</b>      | Single volume control on the control panel for all audio sources   |
| <b>Display Mode Switch</b> | The SMART X-Port™ 10 switch lets you select an internal computer or a connected guest laptop as the data, video and audio input source |

### Laptop Connection Panel

|                        |  |
|------------------------|--|
| <b>AC Power Outlet</b> | Supplies power to a guest laptop or another device   |
| <b>Board</b>           | SMART USB Cable<br>Connects the guest laptop to a SMART Board™ interactive whiteboard (if available) |
| <b>Audio</b>           | 3.5 mm Stereo Mini-Plug<br>Connects the guest laptop to the cabinet's audio system                   |
| <b>Video</b>           | RGB HD DB15 (M)<br>Connects the guest laptop to the projector  |
| <b>Network</b>         | Cat 5e (RJ-45)<br>Connects the guest laptop to a LAN (if available)                                  |

## Specifications – Model 103

### Power Management System

|                              |  |
|------------------------------|--|
| <b>Internal Power Bar</b>    | 15A at 125V AC with seven available outlets  |
| <b>Internal Distribution</b> | An internal 12V DC power supply provides power for the cabinet's electronics   |
| <b>Power Consumption</b>     | SMART-supplied equipment draws 3A at 120V AC 60 Hz. Customer-supplied equipment must not cause power consumption to exceed 15A at 120V AC 60 Hz. |

### Storage and Operating Specifications

|                  |  |
|------------------|--|
| <b>Storage</b>   | -40°F to 95°F (-40°C to 35°C) with up to 95% humidity non-condensing |
| <b>Operation</b> | 41°F to 85°F (5°C to 29°C) with up to 90% humidity non-condensing    |

### Internal Cables

|                       |                         |   |
|-----------------------|-------------------------|---|
| <b>Projector</b>      | RGB HD DB15 (M)         | Connects the projector to the computers                                     |
|                       | S-video                 | Connects the projector to the DVD player (if available)                     |
|                       | RCA Composite Video (M) | Connects the projector to the VCR (if available)                            |
| <b>DVD Player</b>     | S-video                 | Connects the video signal of the DVD player (if available) to the projector |
|                       | Dual RCA (M)            | Connects the audio signal of the DVD player (if available) to the amplifier |
| <b>VCR</b>            | RCA Composite Video (M) | Connects the video signal of the VCR (if available) to the projector        |
|                       | Dual RCA (M)            | Connects the audio signal of the VCR (if available) to the amplifier        |
| <b>Mouse/Keyboard</b> | PS/2 (two)              | Connects a mouse and a keyboard to the internal computer                    |
|                       | USB-A                   | Connects a USB mouse or a USB keyboard to the internal computer             |
| <b>Audio</b>          | 3.5 mm Stereo Mini-Plug | Connects the amplifier to the internal computer                             |

### External Cables

|                     |                              |   |
|---------------------|------------------------------|---|
| <b>Board Serial</b> | DB9 (F)                      | Connects to a SMART Board interactive whiteboard (if available)                 |
| <b>Board Power</b>  | 5.5 mm Barrel                | Supplies power to a connected SMART Board interactive whiteboard (if available) |
| <b>Network</b>      | Two Cat 5e (M)               | Connects the internal computer and guest laptop to a LAN (if available)         |
|                     | with RJ-45 Couplers (F-F)    |   |
| <b>Audio OUT</b>    | Left and Right RCA Plugs (F) | Connects to an external audio amplifier (if available)                          |
| <b>Power</b>        | 120V                         | Connects the Expression cabinet to a power outlet                               |

### SMART Order Number

|                |   |
|----------------|---|
| <b>SE2-103</b> | Expression 103 mobile multimedia cabinet<br><b>NOTE:</b> Peripheral equipment, such as an internal tower computer, projector, VCR, DVD player or SMART Board interactive whiteboard, is not included. |
|----------------|---|

### Accessories

|   |                  |  |
|---|------------------|--|
| <b>SEA-810</b>  | Flip-up Shelf    | Mounts to the side of the Expression cabinet, providing additional work space                                    |
| <b>SEA-820</b>  | Wireless Kit     | Provides a wireless connection between a SMART Board interactive whiteboard and the computer                     |
| <b>SEA-830</b>  | Base Kit         | Replaces the casters with a permanent base   |
| <b>SEA-840-AN</b><br><b>SEA-840-BLUE</b><br><b>SEA-840-GRAY</b> | Peripheral Shelf | 22" W (55.9 cm) extra peripheral shelf. Choose between light wood grain (American natural), blue or gray finish. |
| <b>SEA-850</b>  | Rack Mount Kit   | Allows for rack mount installation of peripherals  |

#### SMART Technologies Inc.

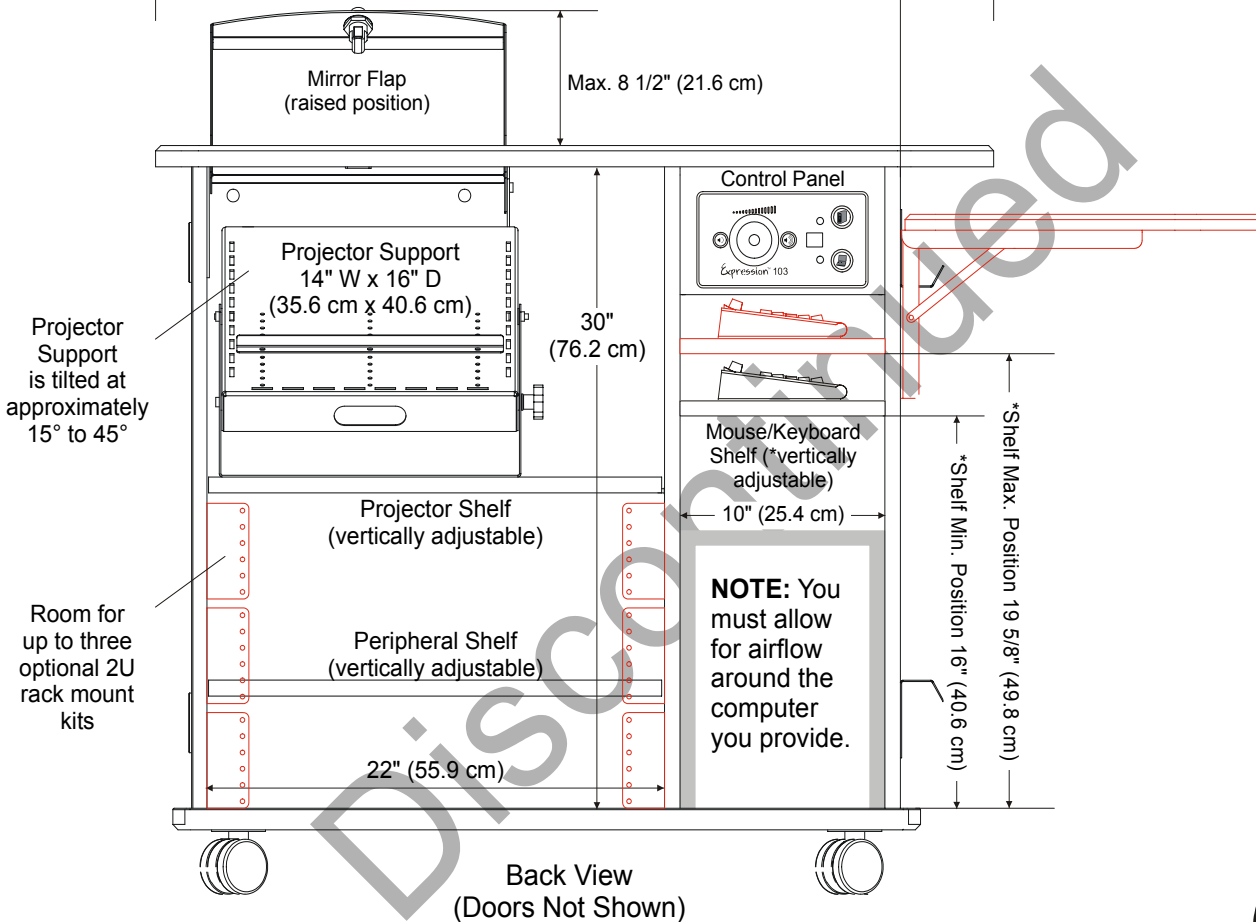
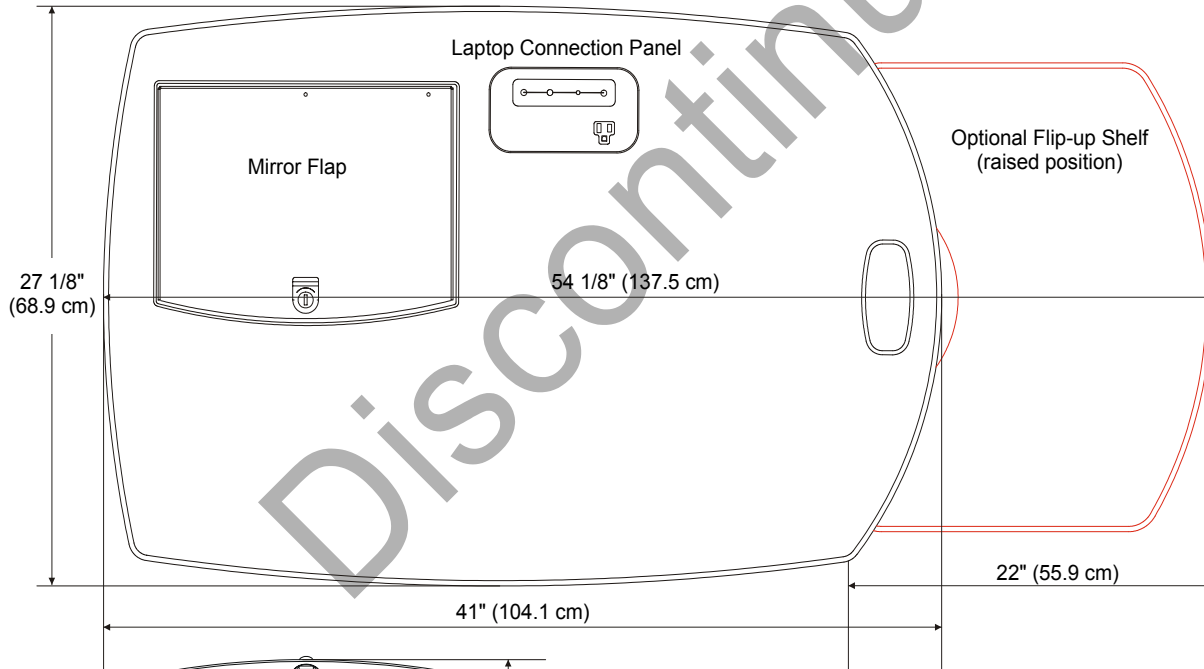
1207 – 11 Avenue SW, Suite 300  
Calgary, AB T3C 0M5 CANADA  
Main Switchboard: 1.888.42.SMART (Canada/U.S.) or +1.403.245.0333 (all other countries)  
Support Tel: 1.866.518.6791 (Canada/U.S.) or +1.403.228.5940 (all other countries)  
Support Fax: +1.403.806.1256  
support@smarttech.com www.smarttech.com

**SMART**  
Technologies Inc.

# Expression™ Mobile Multimedia Cabinet

## Specifications – Model 103

Top View  
(Optional Flip-up Shelf Raised)



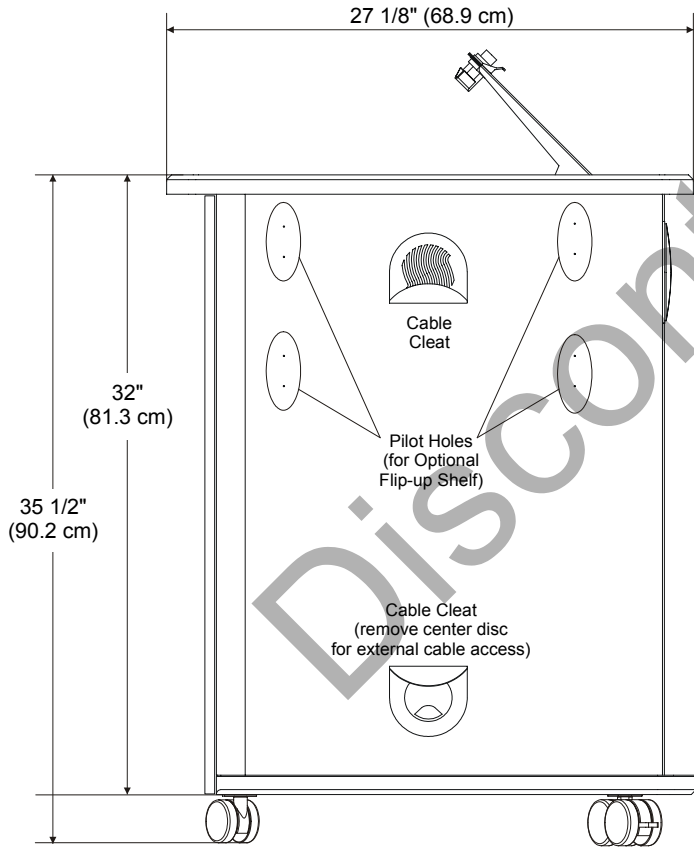
Back View  
(Doors Not Shown)

All dimensions are +/- 1/8" (0.3 cm)

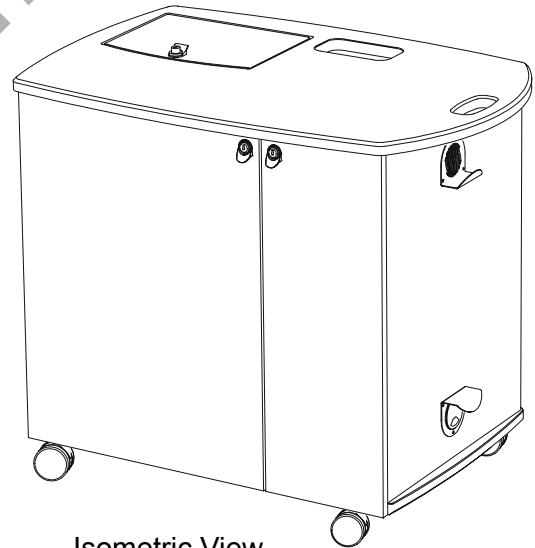


# Expression™ Mobile Multimedia Cabinet

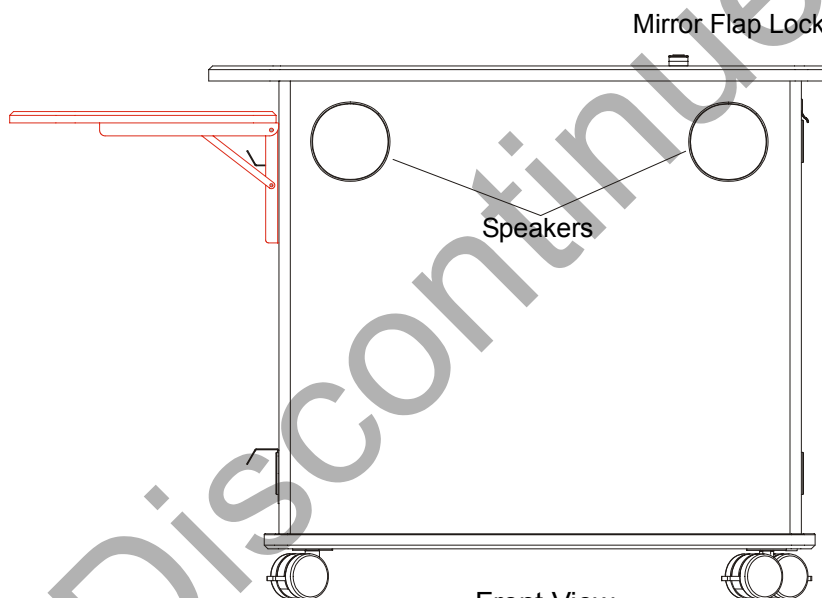
Specifications – Model 103



Side View  
(Mirror Flap Open)



Isometric View



Front View  
(Optional Flip-up Shelf Raised)

All dimensions are +/- 1/8" (0.3 cm)

